


Isolated analog signal conditioners

type: CAL30, CAL35



- **All inputs via interchangeable measure card**
Volt, mV, mA, potentiometer, frequency, Hall effect current sensor, thermocouple, PT100, PT1000, integrator for Rogowski coil sensor
- **Unipolar or bipolar analog output:**
0...4...20mA, 0...1...5...10V, +/-20 mA, +/-10V, frequency
- **Special function**
*Maximum value selector between 2 analog inputs
 Minimum value selector between 2 analog inputs
 Voltage to frequency converter,
 Adder, differentiator, absolute value, ...*
- **Three way galvanic insulation**
Input / Output / power supply
- **Fast signals version**
*response time < 50 us
 Bandwidth up to 20 KHz*



The CAL30iG and CAL35iG measure converters allow to transform, adapt and isolate a wide diversity of analog signals. The internal modular design (interchangeable input card) allows to create new features according to each specific needs.

Inputs (non-exhaustive list)

- Non-linearized thermocouples with internal compensation.
- Linearized platinum sensors (Pt100, Pt1000,...) 2, 3, 4 wires.
- Symmetrical voltage (mV, V, AC and DC).
- Symmetrical current (mA, A, AC and DC).
- 2, 3 or 4 wires resistance.
- 3 wires potentiometer (reference voltage 0.2 V, 1 V, 10 V)
- 4 wires strain gauge, switchable sensitivity, 5 V power supply
- Sensor power supply for 4/20 mA loop powered transmitter.
- NTC, PTC, ...
- Rogowski coil sensor,
- Hall effect current sensor

Special inputs

- Sum of 2 non-isolated inputs, mA, V, Tc, Pt100 2 wires,
- Difference of 2 non-isolated inputs, mA, V, Tc, Pt100 2 wires,
- Average of 2 non-isolated inputs, mA, V, Tc, Pt100 2 wires,
- Selection of maximum or minimum value on 2 inputs mV, V, mA,
- Frequency divider
- DC component suppressor from AC signal....

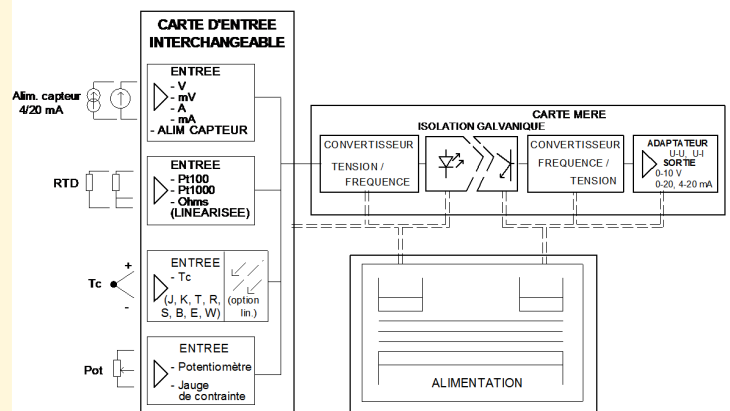
Outputs

- Voltage output, unipolar or symmetrical
- Current output, unipolar or symmetrical
- Frequency output.
- mV output.
- Thermocouple input/output isolator.

Feature:

- DIN rail mounting.
- protection rating IP20
- Conformal coating
- Green LED for presence of power supply.
- Adjustments of start and end of scale with potentiometers.
- Customized scales.
- Interchangeable input measure card (manufacturer)
- Connection on screw-terminals (2,5 mm²).

Synoptic:



Version and order code :

CAL35 Version with 115 Vac or 230 Vac power supply (low noise linear power supply)

CAL30 Version with 24 Vdc, 48 Vdc, 20...265 Vac/dc power supply (switch mode power supply)

(The input, output ranges and bandwidth must be defined at order).

Special versions:

CAL3x-SVL 2 analog inputs with Max or Min value selector (input and selector type must be specified)

CAL3x-DIF Difference of 2 inputs (difference type is to specify: signed or absolute)

CAL3x-SOM Sum or average of 2 inputs.

Rq: The 2 inputs are with common ground.

INPUT	
TYPE	RANGE
Voltage mV, V, ac, dc Impedance	+/- 5 mV min / +/- 1000 V max. > 1 MOhms
Current mA, A, ac, dc Impedance	+/- 500 µA min. / +/- 5 A max. 50 Ohms (mA) 0.25 Ohms (1 A) 0.05 Ohms (5 A)
Thermocouple - B, E, J, K, R, S, T... type - Cold junction compensation	~ 100°C min / limit of couple. (according to the couple type). -10 / 60 °C.
RTD probe - PT100, Pt1000... type - 2, 3, or 4 wires input	30 °C min / 800 °C max. Accuracy max.: 0.2 °C.
Accuracy	+/- 0.25 % (of the full scale. Depend to input type)
Response time (min 50µs in voltage or current depend to bandwidth defined)	< 200 ms.
Bandwidth (on request)	1 Hz...20 kHz (at -3 dB).

OUTPUT	
TYPE	RANGE
Current (unipolar or bipolar) permissible load	-20 ... 0 ... 4 ... 20 mA. 0...700 Ohms.
Voltage (unipolar or bipolar) permissible load	-10 ... 0 ... 10 V. >1000 Ohms.
Frequency permissible load	from 0...10 Hz to 0...50 kHz. >1000 Ohms.
Amplitude on request	0/5V to +/- 15V max or 0/24V.

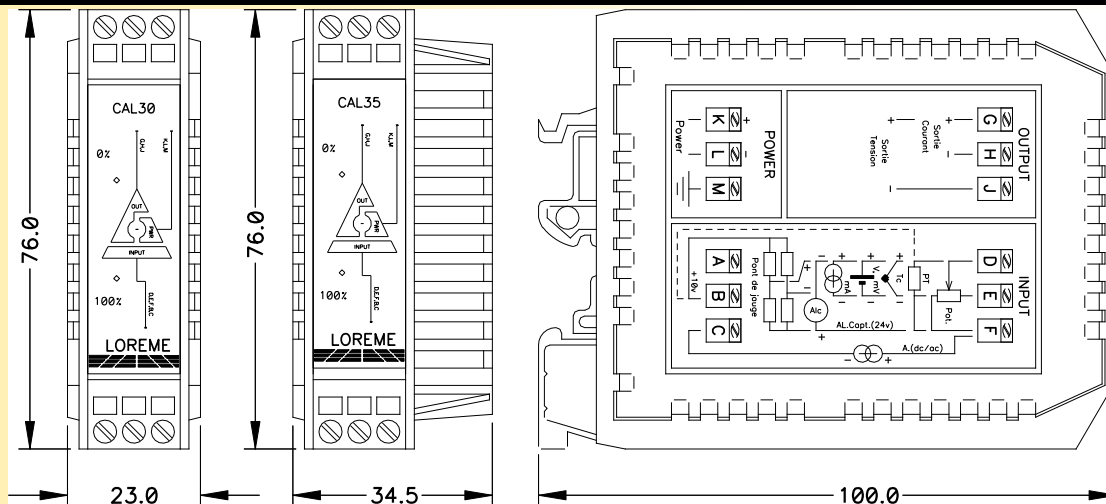
AUXILIARY	
Sensor power supply (for nominal power supply voltage)	19 V (smoothed) @ 20mA
Stain gauge power supply	5 V (regulated)
Potentiometer reference	200 mV, 1 V, 10 V
Hall effect sensor supply	+/-15Vdc or 12Vdc
POWER SUPPLY	
CAL35IG linear power supply	230 Vac 50-60 Hz +/-10 %, 2 VA 115 Vac 50-60 Hz +/-10 %, 2.3 VA
CAL30IG switching mode power supply	24 V +/-10 % (low noise) 12 to 30 Vdc, 2 VA 20 Vdc to 265 Vac-dc, 2 VA
ENVIRONMENT	
Operating temperature	-10 °C to 60 °C
Storage temperature	-20 °C to +85 °C
drift	~ 0.01 % / °C
Humidity	85 % not condensed
Protection rating	IP20
Weight	CAL30: 92 g ; CAL35: 210 g
Dielectric strength	1500 Vac continuous 2500Vac / 1minute (Inputs/Power Supply/Outputs)
Insulation resistance	> 100Mohms @ 500Vdc
MTBF (MIL HDBK 217F)	> 3 000 000 Hrs @ 25°C
Lifetime	> 150 000 Hrs @ 30°C

Electromagnetic compatibility 2014/30/UE / Low Voltage Directive 2014/35/UE

Immunity standard for industrial environments EN 61000-6-2		Emission standard for industrial environments EN 61000-6-4
EN 61000-4-2 ESD	EN 61000-4-8 AC MF	EN 55011 group 1 class A
EN 61000-4-3 RF	EN 61000-4-9 pulse MF	
EN 61000-4-4 EFT	EN 61000-4-11 AC dips	
EN 61000-4-5 CWG	EN 61000-4-12 ring wave	
EN 61000-4-6 RF	EN 61000-4-29 DC dips	



WIRING AND OUTLINE DIMENSIONS:



Connections for version:

- Adder
- Differentiator
- Max. value selector
- Min. value selector
- Average of 2 inputs

